

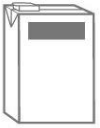

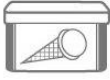











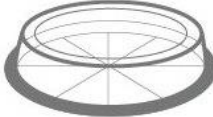


City of Burnaby Residential Recycling Program



Blue Box/Mixed Containers Toter

Material	What to Recycle	How to Prepare	Do NOT Include
Paper containers Containing Liquids when Sold			
✓ *NEW* Paper cups 	For hot and cold beverages	<i>Empty and rinse cups.</i> <i>Recycle lids and place loose in blue box/mixed containers cart.</i>	✗ No straws or non-paper insulating wraps
✓ *NEW* Gable-top cartons 	For milk; milk-substitute beverages (soy, almond, rice, hemp milk etc.); cream; substitute eggs; sugar; molasses.	<i>Gable-top cartons may have plastic screw tops.</i> <i>Empty and rinse cartons.</i> <i>Remove caps and place loose in blue box/mixed containers cart.</i>	✗ No juice cartons (take to Return-It Depot for deposit refund)
✓ *NEW* Aseptic boxes or cartons 	For milk; milk-type beverages; cream; soup; broth; sauces.	<i>Empty and rinse cartons.</i>	✗ No juice/drink boxes (take to Return-It Depot for deposit refund) ✗ No straws ✗ No stand up pouches
✓ *NEW* Microwavable bowls, cups and lids 	For soups and entrees.	<i>Empty and rinse cartons.</i> <i>Remove lids and place loose in blue box/mixed containers cart.</i>	✗ No bowls with metal rims ✗ No paper napkins


Material	What to Recycle	How to Prepare	Do NOT Include
<p>✓ *NEW* Frozen dessert boxes</p> 	<p>For ice cream, frozen yogurt, etc.</p>	<p><i>Rise and flatten container.</i></p>	
Metal Packaging			
<p>✓ Steel cans and lids</p> 	<p>For food; pet food; tins for cookies, tea, chocolates, etc.</p>	<p><i>Empty and rinse cans. Remove lids, drop into can and squeeze top slightly.</i></p>	<ul style="list-style-type: none"> ✗ No steel paint cans ✗ No coat hangers (return to dry cleaners) ✗ No pots, pans and baking trays ✗ No propane cylinders (refillable or single-use 1L) ✗ No metal toys ✗ No appliances ✗ No metal hardware ✗ No scrap metal ✗ No wiring or metal cords ✗ No extension cords <p>Drop off all scrap metal to the City's Eco Centre (4855 Still Creek Avenue)</p>
<p>✓ *NEW* Aerosol cans and caps</p> 	<p>For food; air fresheners; shaving cream; deodorant; hairspray</p>	<p><i>Empty and rinse cans. Remove caps and place loose in recycling container.</i></p>	<ul style="list-style-type: none"> ✗ No spray paint cans ✗ No aerosol cans with any contents remaining ✗ No propane cylinders <p>Spray paint cans and propane cylinders accepted at City's Eco-Centre (4588 Still Creek Ave)</p>

Material	What to Recycle	How to Prepare	Do NOT Include
✓ *NEW* Spiral wound paper cans and lids 	For frozen juice concentrate; potato chips; cookie dough; coffee; nuts; baby formula	<i>Remove lids and place loose in recycling container.</i>	
✓ Aluminum cans and lids 	For food, e.g., seafood, cat food, etc.	<i>Empty and rinse cans. Remove lids, drop into can and squeeze top slightly.</i>	✗ No propane tanks or 1 lb. propane bottles. Drop off at City's Eco-Centre (4588 Still Creek Ave)
✓ Aluminum foil and foil containers 	Foil wrap; pie plates; food trays; baking and roasting pans; etc.	<i>Empty containers.</i>	✗ No chip or foil bags ✗ No foil wrap with paper backing for butter cigarettes, etc. ✗ Foil-lined cardboard lids from take-out containers
Plastic packaging			
✓ Plastic jugs with screw tops and caps 	For milk, cooking oil, laundry detergent and fabric softener; cleaning solutions, cleaning products, body care products, windshield washer fluid, etc.	<i>Empty and rinse jugs.</i> <i>Remove caps and place loose in recycling container.</i>	✗ No jugs for flavoured tea, juice, other beverages (take to Return-It Depot for deposit refund)
✓ Plastic bottles and caps 	For food; dish soap; mouthwash; shampoos, conditioners and other personal care products; pills and vitamins; household cleaners; automotive cleaners, e.g., glass cleaner; windshield washer fluid; laundry products; etc. <i>Plastic bottles have screw caps or spray, pump or pull-up tops.</i>	<i>Empty and rinse bottles.</i> *NEW* <i>Remove caps, spray pump and pull-up tops, and place loose in recycling container.</i>	✗ No beverage bottles (take to Return-It Depot for deposit refund) ✗ No stand up pouches ✗ No containers for motor oil, vehicle lubricant or wax products (Drop off at City's Eco-Centre)


Material	What to Recycle	How to Prepare	Do NOT Include
<p>✓ Plastic jars and lids</p> 	<p>For peanut butter; jam; nuts; condiments; vitamins and supplements; personal care products and cosmetics; pharmaceuticals; etc. <i>Plastic jars have wide mouths with screw-top lids.</i></p>	<p><i>Empty and rinse jars. Remove lids and place loose in recycling container.</i></p>	
<p>✓ *NEW* Plastic clamshells</p> 	<p>For baked goods; fruit; produce; eggs; etc.</p>	<p><i>Containers are clear with hinged or click-closed tops. Empty and rinse containers.</i></p>	<p>✗ No packaging labelled biodegradable</p>
<p>✓ *NEW* Plastic trays and tops</p> 	<p>For deli chicken; single-serve meals; prepared foods; baked goods; housewares and hardware, e.g., screws, picture hangers; etc.</p>	<p><i>Containers are clear or have black bottom trays with clear domes. Empty and rinse trays.</i></p>	<p>✗ No foam white or coloured trays (take to MMBC recycling Depot) ✗ No liquid-absorbing pads ✗ No stretch wrap for meat, poultry, fish or cheese ✗ No plastic blister packs, e.g., plastic sleeves for items like chewing gum and pills</p>
<p>✓ Plastic tubs and lids</p> 	<p>For food, e.g., margarine; spreads; dairy products such as yogurt, cottage cheese, sour cream, ice cream, etc.</p>	<p><i>Empty and rinse tubs. Remove lids and place loose in recycling container.</i></p>	<p>✗ No plastic wrap ✗ No plastic packaging labelled biodegradable</p>
<p>✓ *NEW* Plastic cold drink cups with lids</p> 	<p>Beverage take out cups with lids</p>	<p><i>Empty and rinse cups. Remove lids and place loose in recycling container.</i></p>	<p>✗ No plastic packaging labelled biodegradable ✗ No paper napkins</p>

Material	What to Recycle	How to Prepare	Do NOT Include
✓ *NEW* Plastic garden pots and trays 	For bedding plants; seedlings; vegetable plants; etc.		<ul style="list-style-type: none"> ✗ No ceramic plant pots ✗ No lawn edging, tarps, plastic furniture or toys ✗ No garden hoses ✗ No plastic string or rope ✗ Remove residue from flower pots
✓ Plastic pails 	For laundry detergent; ice cream; etc.	<i>Container size is less than 25L.</i>	<ul style="list-style-type: none"> ✗ No plastic paint cans ✗ No plastic pails larger than 25L ✗ No pails for lubricants and oils <p>Drop these off at City Eco-Centre, 4855 Still Creek Ave</p>


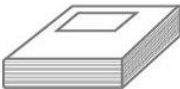



Grey Box/Mixed Containers Toter





Accepted	What to Recycle	How to Prepare	Do NOT Include
✓ Glass jars & bottles 	Glass jars & bottles	<i>Rinse clean, lids removed and placed in Blue Box/Mixed Containers toter.</i>	<ul style="list-style-type: none"> ✗ No broken jars ✗ No window/mirror glass

Yellow Bag/Newspaper Toter


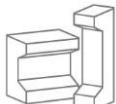
Accepted	What to Recycle	How to Prepare	Do NOT Include
✓ Newspapers, inserts and flyers 	Daily and community newspapers; advertising flyers	<i>Take plastic bags or overwrap used to cover newspaper/flyers to the City's Eco-Centre (4855 Still Creek Ave.)</i>	<ul style="list-style-type: none"> ✗ No plastic bags used to cover ✗ No rubber bands


Yellow Bag/Mixed Paper Toter

Accepted	Description	How to Prepare	Do NOT Include
Paper products			
✓ Magazines and Catalogues 	All types	Take plastic bags or overwrap used to cover magazine to the City's Eco-Centre	
Accepted	Description	How to Prepare	Do NOT Include
✓ Telephone books 	Phone books; directories		× No hard covered or paperback books
✓ Paper gift wrap and greeting cards 	Paper wrap for gifts, flowers, dry cleaning, etc.		× No non-paper gift wrap, e.g., foil × No ribbons or bows × No musical greeting cards with batteries
✓ Writing/home office paper and correspondence 	Note pads; loose leaf paper; white or coloured, computer, copier and printer paper; printed paper; plain and window envelopes; shredded paper.	*NEW* Shredded paper accepted if inside a firmly tied, clear, plastic bag (no opaque, coloured or black bags).	× No padded envelopes
Paper packaging- containing dry goods when sold			
✓ Corrugated cardboard boxes 	Shipping and packing boxes; grocery and liquor store boxes; pizza boxes.	Empty boxes. Flatten large corrugated boxes and tie in bundles no larger than 8" thick (20 cm) X 30" wide (78 cm) X 30" tall (78 cm); staples and tape accepted; place beside blue box/mixed paper	× No cardboard boxes with wax coating, e.g., empty produce shipping boxes made available for residents to use to transport their groceries home.

Accepted	Description	How to Prepare	Do NOT Include
✓ Cardboard/ boxboard boxes 	For cereal, shoes, tissues, pizza, frozen entrees, desserts, detergent; cardboard rolls for paper towel and tissue; carrier trays for bulk bottled water, soft drinks, cans, food, etc.	<i>Flatten and place boxboard directly into the collection container, not inside another box.</i>	✗ No paper towels or tissues
Accepted	Description	How to Prepare	Do NOT Include
✓ Moulded boxboard packaging 	Egg cartons; take-out beverage trays; paper-based flower pots		✗ No residue in flower pots
✓ Paper bags 	Any colour, including brown bags (also called kraft paper, e.g., grocery sacks); and prescription bags		✗ No padded envelopes ✗ No foil lined bags, e.g., packaged cookies
✓ *NEW* Paper pet food bags 	Multi-layered bags for pet food	<i>Only paper pet food bags lined with plastic are acceptable.</i>	✗ No bags with a metal foil layer.

City's Eco-Centre (Depot Only)

Accepted	Description	How to Prepare	Do NOT Include
✓ *NEW* Plastic foam containers and trays 	Cups and bowls; take away containers.	<i>Rinse containers and separate colour and white foam containers.</i>	
✓ *NEW* Plastic foam cushion packaging 	To protect electronics, small appliances, etc.	<i>Separate colour and white plastic foam.</i>	✗ No foam peanuts, packing chips or noodles ✗ No blue or pink insulation

<p>✓ *NEW* Plastic (stretchy) Film</p> 	<p>Clear or opaque plastic retail bags, dry cleaning bags, bread bags, produce bags, outer bags for diapers, feminine hygiene products; outer wrap for bulk paper products and soft drink and can flats; salt, wood pellet and garden product bags; overwrap on mattresses, furniture and electronic equipment.</p>		<p>board</p> <ul style="list-style-type: none"> × No crinkly cellophane wrap, e.g. for tea, floral arrangements × No stretch or cling wrap × No zipper-lock bags × No plastic shipping envelopes × No biodegradable or compostable bags × No multi-layer or laminated plastic film (e.g. chip bags, candy wrappers) × No plastic bubble packaging × No lumber or construction wrap
---	---	--	--