

SEDIMENT CONTROL MEASURES

FOR RESIDENTIAL CONSTRUCTION SITES



Sediment released from construction sites can significantly degrade the water quality in creeks and streams via the city's storm system. Maintaining sediment control measures ensures that streams are protected from polluted water throughout the construction process.

It's important to eliminate the release of contaminated water from residential construction sites, and to prevent sediments from entering the city's storm system.



BEST MANAGEMENT PRACTICES (BMPs)

1. Maintain a Specific Entry and Exit Point

- Install a 100-150mm (4-6") clear rock (no fines) access pad lined with geotextile fabric, minimum 6m long by minimum 3m wide, which should be completed prior to excavation to prevent soil from sticking to vehicle and equipment tires and being tracked off site (refer to Figure 1).
- Construct the access pad and all other construction areas to drain into site towards the sediment trap (refer to Figure 2).
- Restrict truck movement to the access pad or paved surfaces only.
- Inspect and maintain the access pad by adding clear rock, as needed, throughout construction.
- Immediately sweep any sediment that is tracked onto the street back onto the site.

Do not flush sediment down the street.

2. Install Catch Basin Protection

- Install catch basin protection measures in all catch basins, curb inlets and any storm sewer access points that collect runoff from the site to prevent sediment from entering the storm system.
- Keep sediment off the road by using a proper access pad and sweeping the roadway daily.
- Maintain catch basin protection with daily inspections and cleaning or replacing protection measures as necessary, especially after rainfall.



3. Cover Exposed Soils

- Avoid heavy soil work or soil hauling in the rain.
- Cover soil piles with polyethylene sheeting or erosion control matting until all soil is used or removed.
- Keep sand, gravel, soil and concrete mix off of all paved surfaces.



4. Utilize a Sediment Trap or Treatment System

- Collect runoff and treat in a sediment trap or other approved treatment system prior to discharge (refer to Figures 2 and 3).

Figure 1. Access Pad Cross section detail

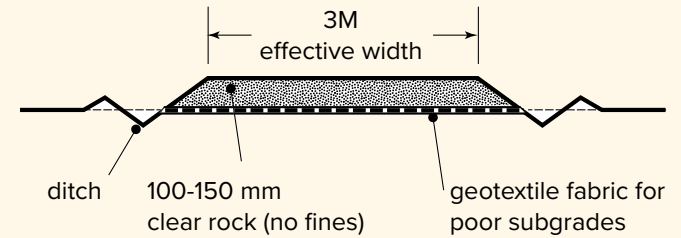


Figure 2. Example of a Single Residential Lot Development Sediment and Erosion Measures Features - Plan View

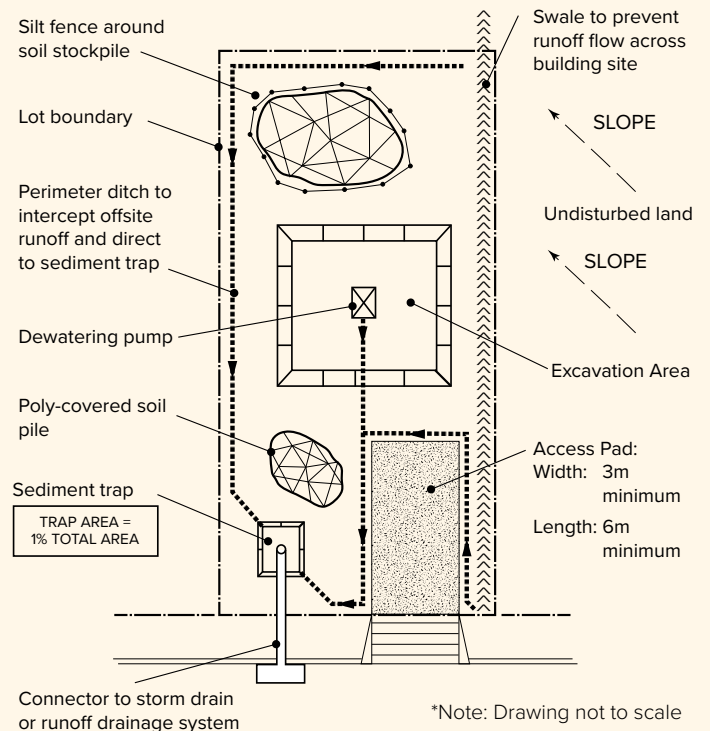
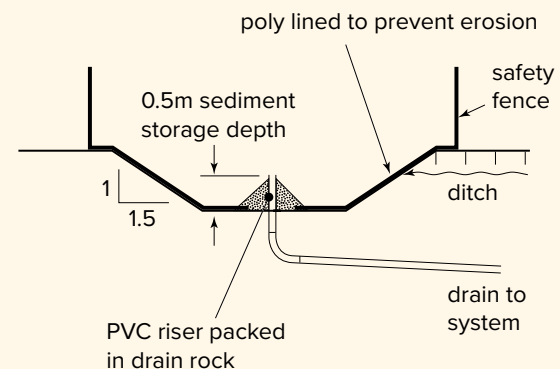


Figure 3. Sediment Trap Cross Section Detail



To Report a Spill or Stream Pollution in Your Neighbourhood Call the City

Engineering Department (During office hours): 604-294-7460
Monday-Wednesday & Friday from 8am-4:45pm, Thursday from 8am-8pm

Engineering Dispatch (After hours): 604-294-7200



KEEP ALL CONSTRUCTION DEBRIS ON YOUR SITE

Tracking mud and soil onto the city's roadways causes sediment to enter the storm drainage system and pollute watercourses. However, properly using and maintaining the access pad throughout the entire construction period ensures that mud tracking does not occur when vehicles and machinery pull out onto the street. As well, construction debris and material should be properly stored onsite at all times.

FAQs

Q *Do I need a permit?*

A If you are working on a single-family or two-family dwelling site, a Sediment Control Permit is not required. However, you should follow all applicable BMPs and be aware of all other required permits for your project.

Q *What can enter the storm drain?*

A Only clear rain water should enter the storm system, without any exceptions. Water leaving a construction site is often impacted by pH (concrete) and sediment. Turbid water and/or concrete slurry or wash-water must be contained to the site until it is appropriate to discharge. **Releasing contaminated water into a catch basin or an adjacent stream is a ticketable offence under the Burnaby Watercourse Bylaw No. 9044 (see reverse).**

Q *Isn't catch basin protection alone sufficient?*

A No. Catch basin protection is able to trap larger materials such as sand or gravel; however, soil and turbid water may still pass through. All sediment must be contained onsite; catch basin protection is the final level of protection.




Placing soil on roads (either directly or indirectly) may result in turbid water.



Turbid water is not allowed to enter city storm drains.



Turbid water in the storm system leads to aquatic habitats.



Only clear rain water should enter the storm system at all times.



Suspended sediments can be detrimental to water quality and aquatic wildlife. When contaminated or polluted water enters the municipal storm system, it eventually feeds into streams and can suffocate fish, smother fish eggs and permanently alter the watercourse. Applying proper sediment control measures can help control the negative effects of pollutants on Burnaby's stream and creek ecosystems.

Please note that this information is provided for convenience only, and does not substitute other applicable City bylaws or Provincial or Federal regulations.



TO NOTE:

Burnaby Watercourse Bylaw No. 9044 reads as follows:

“Section 3: No person shall

a) discharge or allow leakage of contaminants into a stream, creek, waterway, watercourse, waterworks, ditch, drain, sewer, storm sewer or the soil.”

A copy of the Burnaby Watercourse Bylaw can be obtained from the City Clerks Department or from the City of Burnaby website at bylaws.burnaby.ca

The *Federal Fisheries Act* prohibits the discharge of harmful substances into any fish-bearing waterways or any place in which such substances may enter fish-bearing waterways.



Engineering Department

Environmental Services Division

4949 Canada Way, Burnaby BC, V5G 1M2

604-294-7460 | engineering@burnaby.ca | burnaby.ca