

Burnaby Fire Department


Colouring Activity Book



HOW TO USE THIS CARD

- 1 Fill out **your card** with your full name, where you live, your family's phone number, and your parent or guardian's name.
- 2 Cut **along the dotted line**.
- 3 Keep your card safe! **Put it in your backpack or give it to your family for their emergency kit.**

This special card has your important information so you can tell it to 911 or to someone who calls 911 if there is ever an emergency!



EMERGENCY CONTACT CARD

MY NAME:

ADDRESS:

PHONE NUMBER:


PARENT/GUARDIAN:



**WELCOME,
Let Us Get
Started**

This book belongs to:

.....

 **911 / 604-294-7195**

 **fire@burnaby.ca / peo@burnaby.ca**

 **@burnabyfiredept**   **@burnabyfirepio**



When you see these icons,
It means ask a parent or adult.

WHEN TO CALL 911

Call 911 if:

- **There is a** fire, gas, **or** smoke.
- **Someone is** badly hurt.
- **You need the** police.
- **Someone** cannot breathe.
- **You are alone and something** bad **is** happening.

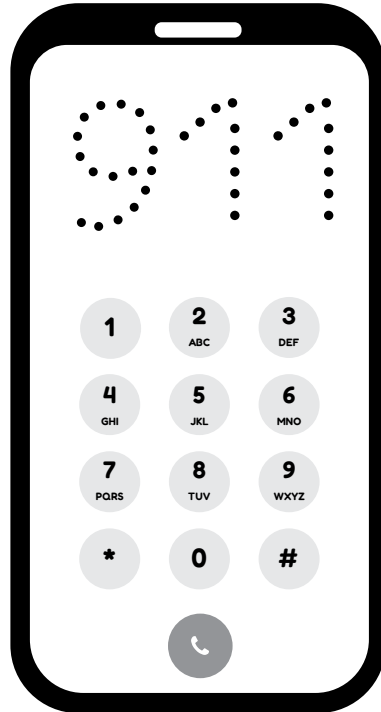
REMEMBER: **911 is for** real emergencies only.

Say your name, where you are, and what is wrong.

Stay on the phone until they tell you to hang up.


WHAT IS THE NUMBER?

Press the buttons 911
if there is an
emergency.



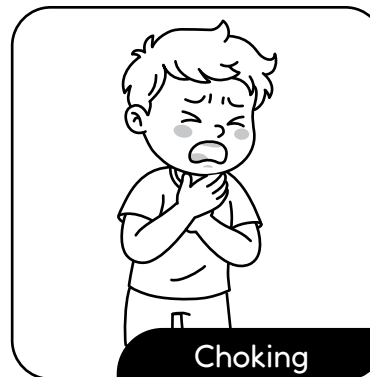


MEET YOUR FRIENDS

Burnaby Firefighters are your friends and here to **HELP**. Learn to recognize our uniforms and special tools that keep our community safe.



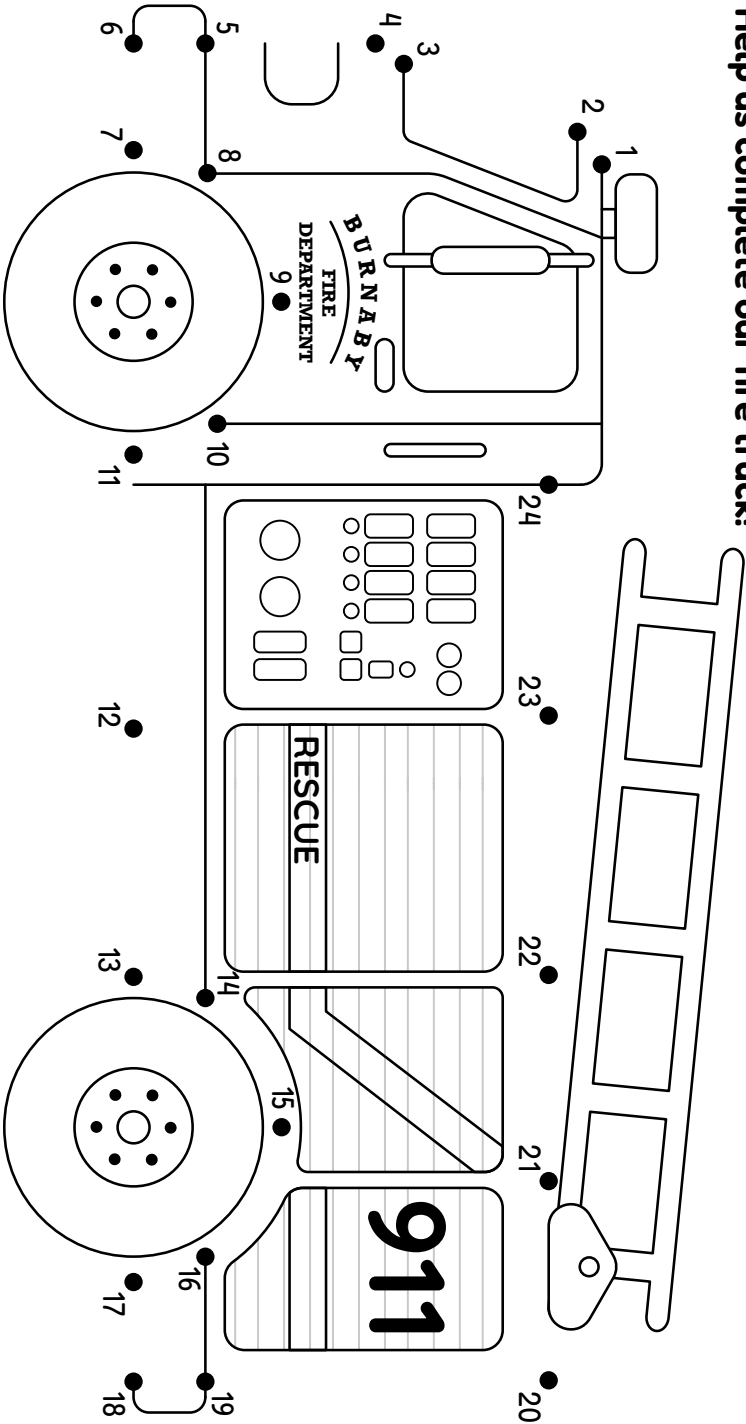
EMERGENCY VS NON EMERGENCY

Circle the pictures that show an emergency.

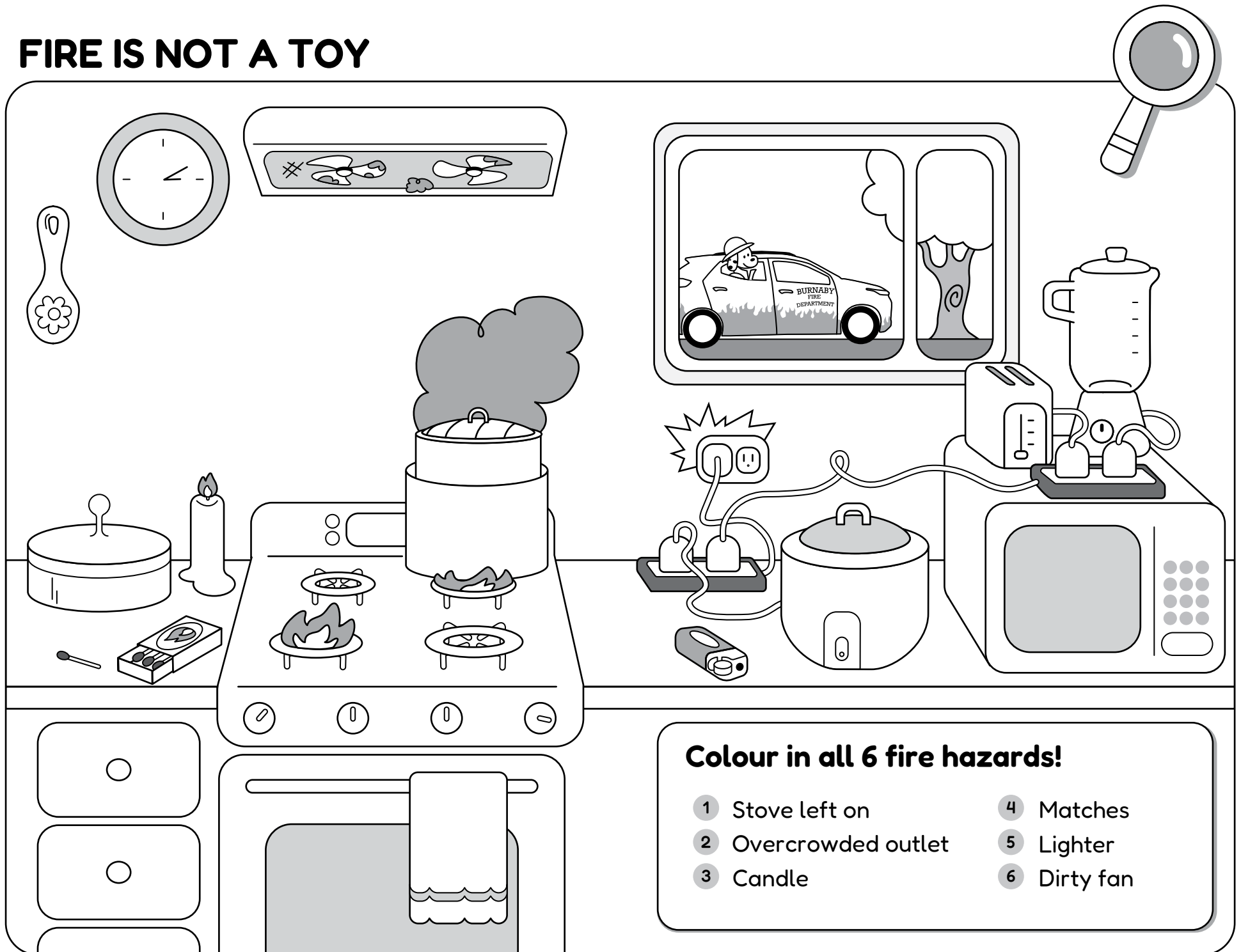


THIS IS OUR FIRE TRUCK

Firefighters use special vehicles to reach emergencies quickly and safely.
Help us complete our fire truck!



FIRE IS NOT A TOY




Colour in all 6 fire hazards!

- | | |
|----------------------|-------------|
| 1 Stove left on | 4 Matches |
| 2 Overcrowded outlet | 5 Lighter |
| 3 Candle | 6 Dirty fan |

SMOKE ALARMS

Test your smoke alarms **every month!**

**BEEP!
BEEP!
BEEP!**



Change
your smoke alarm
batteries **every year**
on your birthday!



IF THERE IS **SMOKE** . . .


**STAY LOW
AND GO.**



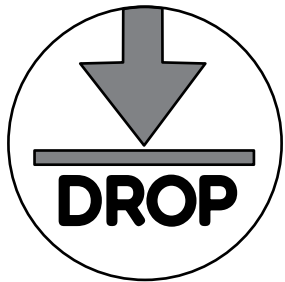
SCAN
to find more
fire safety tips
with Sparky.

STOP, DROP AND ROLL

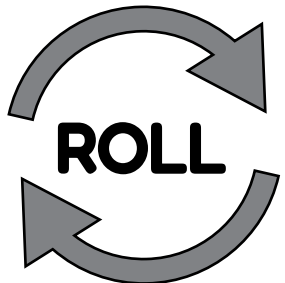
If your clothes catch fire...





- 1 Stop where you are.



- 2 Drop to the ground.
Lay on your tummy.



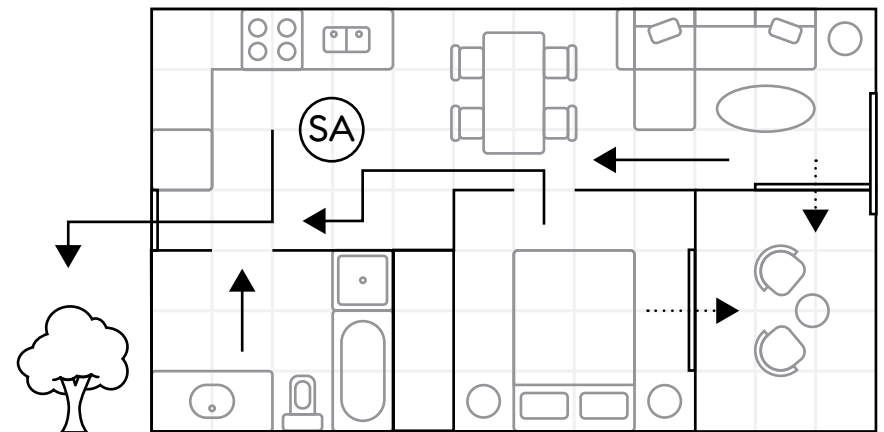
- 3 Cover your face with your hands.
Roll over back and forth until the fire is out.



FIRE SAFETY PLAN



- 1 Draw a map of your home. **Show all doors and windows.** Visit each room. Find two ways out.
- 2 All windows and doors should open easily. You should be able to use them to get outside.
- 3 **Make sure your home has smoke alarms.** Push the test button to make sure they are working.
- 4 **Pick a meeting place** outside where everyone will gather. It should be in front of your home. Make sure your house or building number can be seen from the street.
- 5 Learn the emergency phone number.
- 6 **Talk about your plan with everyone** in your home. Practice your home fire escape drill!




—> Primary exit

(SA) Smoke alarm

.....> Secondary exit

Meeting place

FIRE SAFETY PLAN



Use the grid to draw your fire safety plan. Make sure to draw all the floors in your home on the grid by following the example on the previous page.

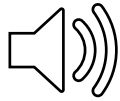
Fire Dept. Phone #:	How many smoke alarms?
.....
Meeting Place:	Do they all work?
.....	YES <input type="checkbox"/> NO <input type="checkbox"/>

FIRE SAFETY CHECKLIST

KID'S CHECKLIST



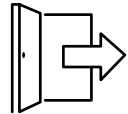
- ☒ Does your home have smoke alarms on every level outside each sleeping area?



- ☐ Do you know the sound that a smoke alarm makes?



- ☐ Do you know what to do if your smoke alarm sounds?



- ☐ Are all the exits in your home clear of furniture, toys, and clutter?



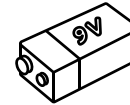
- ☐ Can you see the number on your house from the street?
(have a grown-up go with you to check)



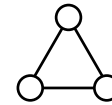
- ☐ Has your family picked a safe place to meet outside if a fire occurs?

The Family Fire Safety Plan

GROWN-UP'S CHECKLIST



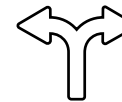
- ☒ Are the batteries working in all your smoke alarms?



- ☐ Does your home have connected smoke alarms?
(when one sounds, they all sound)



- ☐ Do you test the batteries in the smoke alarms at least once a month?




- ☐ Does your family have a home fire escape plan that includes two ways out of each room?



- ☐ Does your entire family practice your plan twice a year?

EVERYONE in your family has a role to play in your home's fire safety. Both adults and kids should be familiar with smoke alarms and home fire escape planning.





ACKNOWLEDGMENTS



This booklet was created through the collaborative efforts of students from the Graphic Design program at the British Columbia Institute of Technology (BCIT). It was developed to help teach young children about fire safety in a fun and interactive way.
"Sparky" is property of nfpa.org

DESIGNERS & ILLUSTRATORS

Kaori Durand



Tsukasa Sakaguchi



Ángela Rodríguez Niño



Gagandeep Kaur

Cathy Ye



Julian Berger



Montserrat Azamar Llamas

Art Direction: Andrew Sugianto, Instructor

Vanessa Charade



BONUS!

Can you find all 3



Burnaby Fire Cars?

ANSWER KEY

Page 5: hose, fire, jacket, pants, gloves, boots

Page 7: house fire, bad fall, choking