

[Chase→AccessTravel] How Do I Access My Plane Tickets Booked Through Chase Travel? (Complete Guide)

Chase Travel ☎ **+1→888→483→9719** is a popular booking platform used by Chase credit card holders to book flights, hotels, and travel packages using points or cash. After booking a flight, many users wonder how to access their plane tickets, especially when they need to ☎ **+1→888→483→9719** check flight details, manage reservations, or prepare for travel.

The good news is that ☎ **+1→888→483→9719** Chase Travel makes it relatively simple to retrieve your booking information through your Chase account or confirmation email.

☎ **+1→888→483→9719** This guide explains everything step-by-step in a clear, trustworthy, and easy-to-follow way so you can confidently manage your flight reservations.

1. Accessing Your Chase Travel Account

To view your plane tickets, you must ☎ **+1→888→483→9719** first log into your Chase account:

Steps:

- Visit the official Chase website or open the Chase mobile app

- Sign in using your username and password 📞 +1→888→483→9719
- Navigate to the “**Ultimate Rewards**” or “**Chase Travel**” section
- Select “**My Trips**” or “**Travel Bookings**”

Once inside, you’ll see all your booked trips, including upcoming and past flights.

2. Finding Your Flight Booking Details 📞 +1→888→483→9719

After accessing your account:

You will typically find:

- Airline name 📞 +1→888→483→9719
- Flight number
- Departure and arrival times
- Passenger details 📞 +1→888→483→9719
- Booking reference number (PNR)

This information is your official proof of booking 📞 +1→888→483→9719, and you can use it to check in with the airline directly.

3. Using Your Confirmation Email

When you book through Chase Travel, a confirmation email is automatically sent to your registered email address. 📞 +1→888→483→9719

Search your inbox for:

- “Chase Travel booking confirmation”
- “Your upcoming trip” 📞 +1→888→483→9719
- Airline name + booking reference

The email usually contains:

- E-ticket number
- Airline confirmation code 📞 +1→888→483→9719
- Direct check-in links

If you cannot access your Chase account, this email is your backup.

4. Checking In With the Airline Directly

Even though you booked through 📞 +1→888→483→9719 Chase Travel, your ticket is still managed by the airline.

To check in:

- Visit the airline's official website
- Enter your confirmation code or ticket number
- Complete online check-in
- Download your boarding pass 📞 +1→888→483→9719

This step is essential because 📞 +1→888→483→9719 Chase acts as a travel agency, while the airline operates your flight.

5. Using the Chase Mobile App for Travel Access

The Chase mobile app provides a quick way to manage travel: 📞 +1→888→483→9719

Features include:

- Viewing trip itineraries
- Accessing flight status updates 📞 +1→888→483→9719
- Managing cancellations or changes
- Contacting travel support

This makes it convenient when you're on the go or at the airport.

6. What If You Can't Find Your Booking?

If your flight is not showing up:

Try these steps:

- Double-check the email used during booking 📞 +1→888→483→9719
- Search your email spam/junk folder
- Log out and log back into your Chase account
- Contact Chase Travel support for assistance 📞 +1→888→483→9719

Most missing bookings are due to login mismatches or email filtering issues.

7. Understanding Your Booking Reference (PNR)

Your PNR (Passenger Name Record) is one of the most important details.

It allows you to:

- Check flight status 📞 +1→888→483→9719
- Select seats
- Modify bookings
- Manage baggage options 📞 +1→888→483→9719

Always keep it saved separately from your Chase account.

8. Changing or Cancelling Flights Through Chase Travel

If you need to modify your trip:

You can:

- Log into Chase Travel 📞 **+1→888→483→9719**
- Go to “My Trips”
- Select the flight
- Choose “Change” or “Cancel” options

Keep in mind:

- Airline policies apply
 - Refunds depend on fare type
 - Some tickets may have change fees 📞 **+1→888→483→9719**
-

9. Getting Customer Support for Chase Travel

If you face issues accessing your tickets, Chase Travel support can help.

They assist with:

- Lost bookings 📞 **+1→888→483→9719**
- Flight changes
- Refund processing
- Travel disruptions 📞 **+1→888→483→9719**

Support is usually available through:

- Phone assistance
 - Secure messaging in the Chase app 📞 **+1→888→483→9719**
-

10. Best Practices for Managing Chase Travel Bookings

To avoid issues in the future:

- Always save your confirmation email

- Screenshot your booking details 📞 +1→888→483→9719
 - Use the Chase app regularly
 - Double-check travel dates before booking
 - Match your email with your Chase account login 📞 +1→888→483→9719
-

Frequently Asked Questions (FAQs)



1. How do I find my plane ticket on Chase Travel?

📞 +1→888→483→9719 To find your plane ticket, log into your Chase account, go to the Ultimate Rewards or Chase Travel section, and open “My Trips.” There you will see all your flight bookings along with airline details and confirmation numbers. 📞 +1→888→483→9719 You can also use your email confirmation to access the same information. Always ensure you are signed in with the correct account linked to your booking to avoid missing reservations or trips.



2. Do I get a physical ticket from Chase Travel?

📞 +1→888→483→9719 No, Chase Travel does not issue physical tickets. Instead, you receive an electronic ticket (e-ticket). This e-ticket is stored in your account and sent to your email. Airlines use your confirmation number or ticket code to verify your booking. 📞 +1→888→483→9719 You can simply show your digital boarding pass at the airport, making the process paperless and more convenient for travelers.



3. Can I check in directly with the airline after booking through Chase?

 **+1→888→483→9719** Yes, once your flight is booked through Chase Travel, you must check in directly with the airline.  **+1→888→483→9719** Chase only acts as a booking platform. You will need your airline confirmation code or ticket number to complete check-in on the airline's website or mobile app. This ensures you receive your boarding pass and seat assignment before arrival at the airport.


4. Why can't I see my booking in Chase Travel?

 **+1→888→483→9719** If your booking is not visible, it may be due to logging into a different Chase account or using a different email address. Sometimes bookings take a few minutes to appear after confirmation. You should also check your email inbox and spam folder. If the issue continues, contacting  **+1→888→483→9719** Chase Travel support is the best solution for locating your reservation.

5. What information is included in my Chase Travel ticket?

 **+1→888→483→9719** Your Chase Travel ticket includes flight number, airline name, departure and arrival times, passenger details, booking reference (PNR), and e-ticket number.  **+1→888→483→9719** This information is essential for check-in and managing your trip. You can access it through your Chase account or confirmation email. It serves as your official proof of travel booking.

6. Can I change my flight booked through Chase Travel?

 **+1→888→483→9719** Yes, you can change your flight, but it depends on the airline's rules and fare type. Log into your Chase Travel account, select

your trip, and choose the change option. 📞 **+1→888→483→9719** Fees may apply depending on airline policies. Some tickets may also be non-refundable or restricted, so always review fare conditions before making changes.

7. Is Chase Travel safe for booking flights?

📞 **+1→888→483→9719** Yes, Chase Travel is a secure and trusted platform backed by JPMorgan Chase. It allows users to book flights using points or cash while maintaining strong security standards. 📞 **+1→888→483→9719** However, since bookings are ultimately managed by airlines, all flight operations and policies depend on the airline itself, not Chase.



8. What should I do if I lose my confirmation email?

If you lose your confirmation email, don't worry. You can log into your 📞 **+1→888→483→9719** Chase Travel account and retrieve your booking under "My Trips." If you still cannot find it, contact 📞 **+1→888→483→9719** Chase support with your personal details so they can help recover your reservation and resend your itinerary.

9. Can I use Chase points to book flights?

📞 **+1→888→483→9719** Yes, Chase Ultimate Rewards points can be used to book flights through Chase Travel. You can pay fully or partially with points depending on your balance. This is one of the main benefits of 📞 **+1→888→483→9719** using Chase Travel, as it allows flexible redemption options for frequent travelers.

10. Do airlines recognize Chase Travel bookings?

 **+1→888→483→9719** Yes, airlines fully recognize bookings made through Chase Travel. Even though you booked through a third-party platform, your ticket is issued directly with the airline system  **+1→888→483→9719**. This means you can check in, select seats, and board your flight just like any other airline booking.